

ALL POSITION CUTTING CARRIAGE - KAT® II



This automated welding system* incorporates everything required to automate your cutting and welding operations quickly, easily and economically. It is comprised of the KAT® II Travel Carriage, rigid 8 ft. (2438 mm) straight track and torch or gun holder assembly. The carriage travels in a forward or reverse direction (vertical or horizontal) on its track, moving the torch or welding gun along the pre-set path at precisely controlled speeds. The accuracy, uniformity and quality of the cut or weld is improved with this process. Productivity is increased, and costs are reduced. It is important to note that the KAT® II carriage is not designed to travel on radius roll formed track. (For this see the KAT® Carriage)

*The carriage and torch holding assemblies are sold separately.


EASILY CONVERT YOUR KAT® II INTO AN EXCELLENT CIRCLE CUTTING MACHINE

This Gullco accessory, comprised of an undercarriage, radius arm and centering pin, eliminates the need for track. The travel carriage is readily fitted on the top of the undercarriage. Its drive system engages the undercarriage gears moving the assembly in a forward or reverse direction at desired cutting speeds along a perfectly circular path. A slide lock on the radius arm allows fast, easy adjustment of the circular diameter.



Inexpensive Automation Solution for Cutting and Welding Operations

ALL POSITION CUTTING AND WELDING CARRIAGE



SPECIFICATIONS

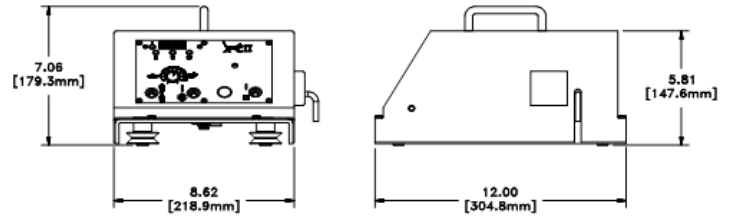
KAT® II AUTOMATED CUTTING AND WELDING SYSTEM

The Gullco KAT® II Travel Carriage is combined with an appropriate series of accessories to provide either the Torch Cutting Package or Welding Package. The following briefly describes the KAT® II carriage:

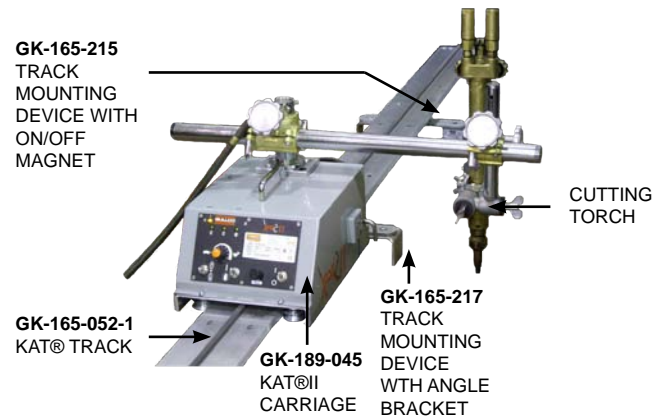
KAT® II Carriage– Model GK-189-045

A light duty, all position variable speed travel carriage with electronic drive, dynamic braking and speed potentiometer providing infinite speed selection within the range of 2-45 IPM (5-114 cm/min.). It is equipped with Forward/Reverse switch, Run/Stop switch, slow blow fuse, and “power on” pilot light. The carriage is designed to run only on rigid, straight KAT® track. The carriage has a vertical load capacity of 50 lbs. (23 kg.)


Safety is assured by the use of Gullco’s low voltage, (24 volt D.C) highly advanced control and power supply system that is available in three line voltage inputs: 42, 110, and 230 volt A.C single phase, 50/60 Hz. Specify line voltage when ordering.



Approx. Weight: 17 lbs (7.8 kg)




CUTTING OR WELDING TORCH RACK ACCESSORY



GK-189-054


WELDING OR CUTTING TORCH RACK



MODEL GK-184-200 CIRCLE CUTTING ACCESSORY

Includes Items NOT SHOWN:

Undercarriage: equipped with gear assembly that is engaged and driven by carriage gear system. This also includes a clutch that allows free-wheeling during set-up. Radius arm— 36” long with slide/lock for diameter size adjustment. Magnet/Holder for centering pin. (not shown in cover photo).



KAT, KBM, MOGGY, KATBAK & SAM are registered trademarks of Gullco Enterprises Limited

SPECIFICATIONS ARE SUBJECT TO CHANGE WITHOUT NOTICE

Distributed by:

METALVAR d.o.o

Ivekoviceva 4
10000 HR Zagreb
Croatia
Phone: +385 (0) 600 5703
Fax: +385 (0) 600 5704
Email: metalvar@metalvar.hr
Website: www.metalvar.hr